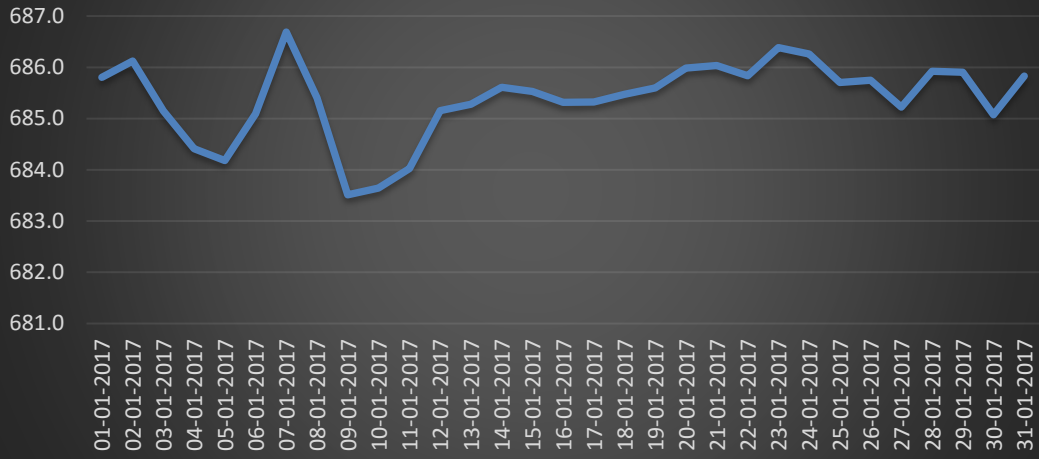


Resumen mensual de presión, temperatura, HR, viento, radiación solar, campbell y suma de lluvia - Enero 2017

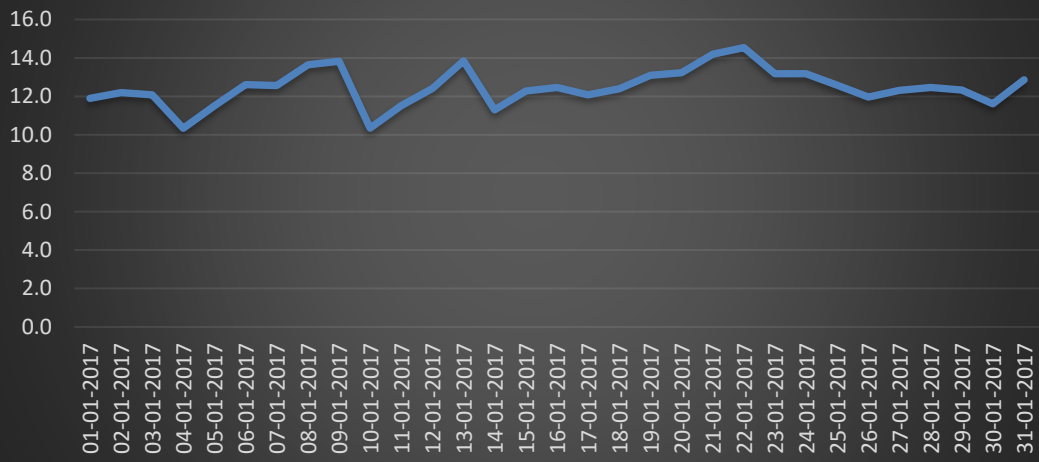
Fecha	Promedio de Presión (mbar)	Promedio de Temp (°C)	Promedio de HR (%)	Promedio de Dirección del viento (°)	Promedio de Radiación solar (W/m ²)	Promedio de Radiación Campbell (W/m ²)	Promedio de Velocidad del viento (m/s)	Promedio de Velocidad de Ráfagas (m/s)	Suma de Lluvia (mm)
01-01-2017	685.8	11.9	78.6	166.7	152.8	149.2	0.5	1.5	10.1
02-01-2017	686.1	12.2	81.1	184.4	191.3	181.4	0.5	1.4	7.8
03-01-2017	685.1	12.1	80.1	242.9	183.7	178.6	0.4	1.3	6.6
04-01-2017	684.4	10.3	86.1	265.9	108.6	108.6	0.2	1.1	13.9
05-01-2017	684.2	11.5	80.8	265.1	145.2	145.3	0.4	1.2	0.8
06-01-2017	685.1	12.6	76.9	217.2	148.9	148.7	0.5	1.7	5.0
07-01-2017	686.7	12.6	74.5	227.7	165.0	163.1	0.7	1.9	0.8
08-01-2017	685.4	13.6	69.2	240.4	239.1	225.2	0.6	1.8	0.3
09-01-2017	683.5	13.8	66.1	168.5	202.5	199.0	0.6	2.0	0.0
10-01-2017	683.6	10.4	87.3	224.9	72.8	74.9	0.2	0.8	13.8
11-01-2017	684.0	11.5	83.7	105.6	100.5	103.1	0.2	0.9	8.6
12-01-2017	685.2	12.4	76.7	166.5	177.0	163.4	0.6	1.8	0.5
13-01-2017	685.3	13.8	66.3	260.1	176.7	184.8	0.5	1.6	0.3
14-01-2017	685.6	11.3	82.0	225.5	118.0	120.1	0.5	1.6	4.5
15-01-2017	685.5	12.3	79.4	178.1	164.9	195.5	0.6	1.8	5.8
16-01-2017	685.3	12.5	74.4	255.3	198.5	152.1	0.5	1.6	0.0
17-01-2017	685.3	12.1	74.8	211.8	170.1	155.6	0.8	2.1	5.8
18-01-2017	685.5	12.4	73.0	228.2	137.8	164.7	0.3	1.2	0.0
19-01-2017	685.6	13.1	67.4	186.6	159.1	155.1	0.6	1.7	0.0
20-01-2017	686.0	13.2	63.5	137.8	216.2	207.5	0.6	1.9	0.0
21-01-2017	686.0	14.2	60.1	148.8	249.2	107.4	0.8	2.4	0.0
22-01-2017	685.8	14.5	61.0	175.4	243.0	149.2	0.7	2.1	0.0
23-01-2017	686.4	13.2	68.3	179.9	167.8	161.4	0.9	2.3	0.0
24-01-2017	686.3	13.2	69.6	253.7	166.6	207.0	0.5	1.8	0.0
25-01-2017	685.7	12.6	71.8	197.5	133.7	165.1	0.9	2.2	10.8
26-01-2017	685.7	12.0	75.2	252.9	208.1	194.5	0.5	1.7	13.3
27-01-2017	685.2	12.3	79.0	281.6	131.2	148.5	0.5	1.5	2.5
28-01-2017	685.9	12.5	78.4	224.8	111.7	141.4	0.7	2.0	10.1
29-01-2017	685.9	12.3	75.4	192.0	186.5	192.5	0.7	2.1	0.3
30-01-2017	685.1	11.6	81.0	198.6	105.5	274.8	0.2	1.0	2.0
31-01-2017	685.8	12.9	75.6	173.0	168.0	204.6	0.4	1.4	0.8
Total general	685.4	12.5	74.8	207.6	164.5	165.2	0.5	1.6	124.0

MIN	683.5	10.3	60.1	105.6	72.8	74.9	0.2	0.8	0.0
MAX	686.7	14.5	87.3	281.6	249.2	274.8	0.9	2.4	13.9

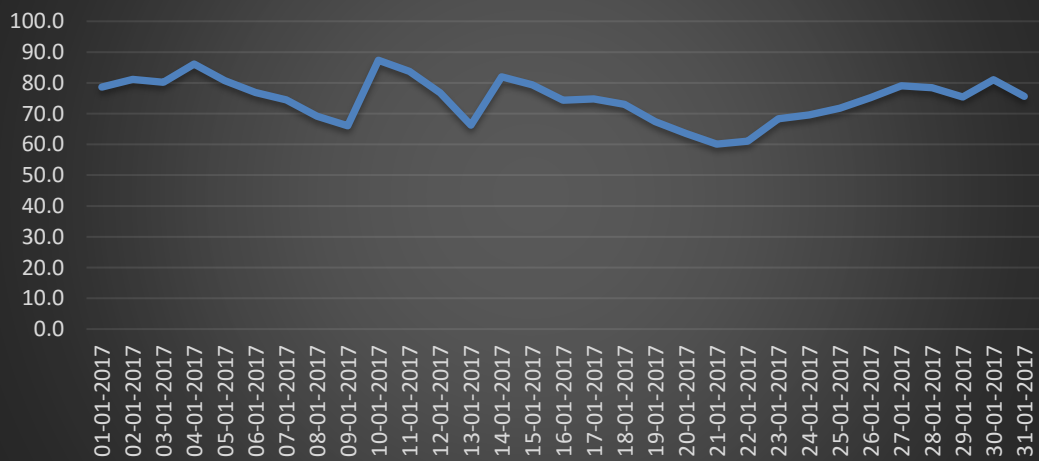
Promedio de Presión (mbar)



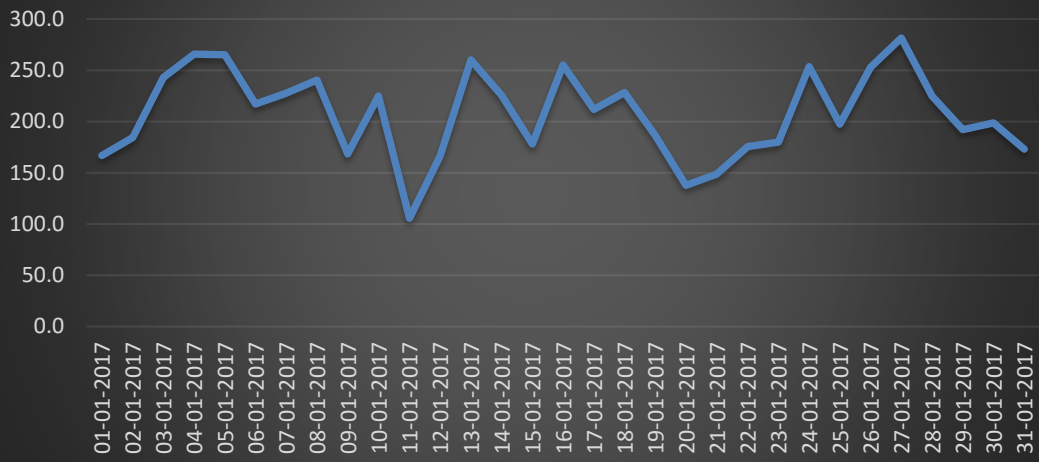
Promedio de Temp (°C)



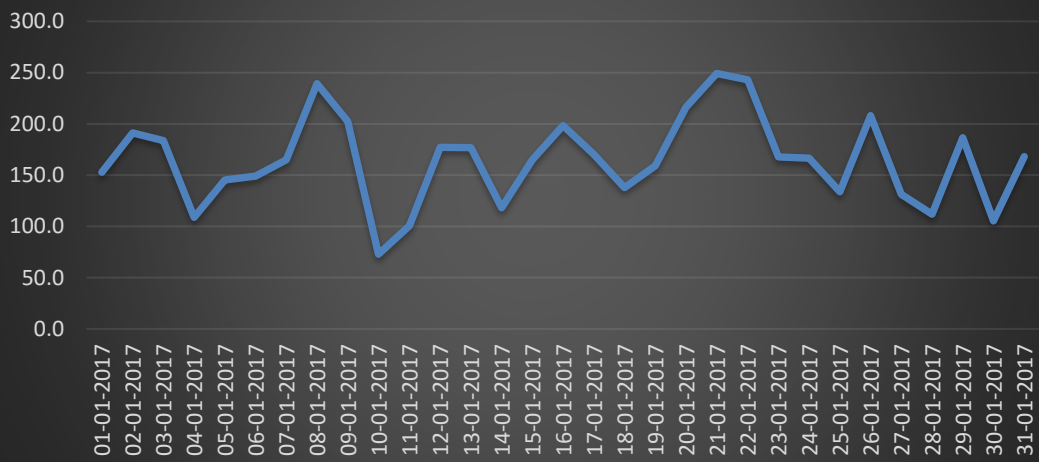
Promedio de HR (%)



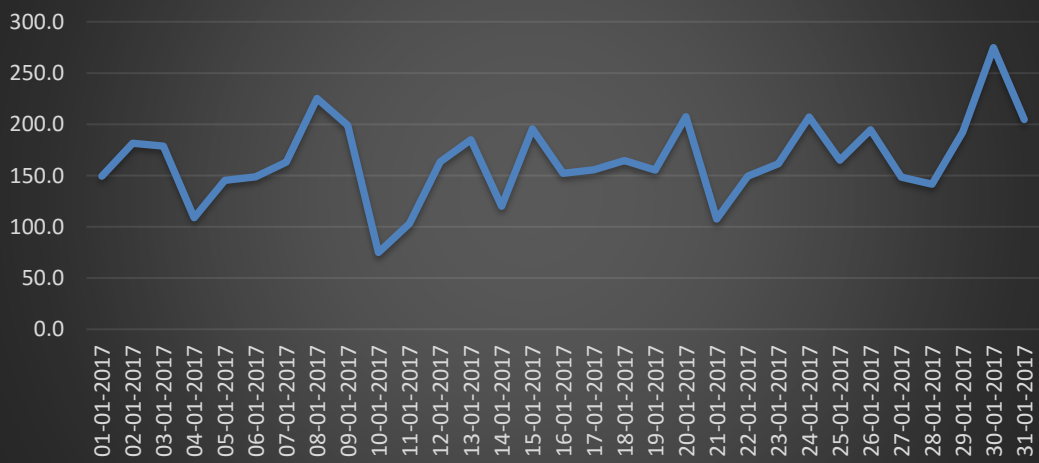
Promedio de Dirección del viento (ϕ)



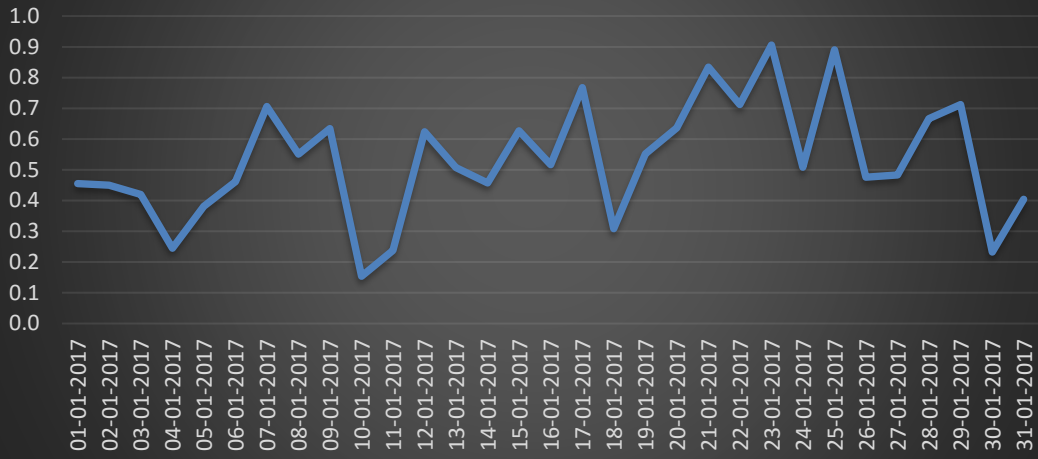
Promedio de Radiación solar (W/m^2)



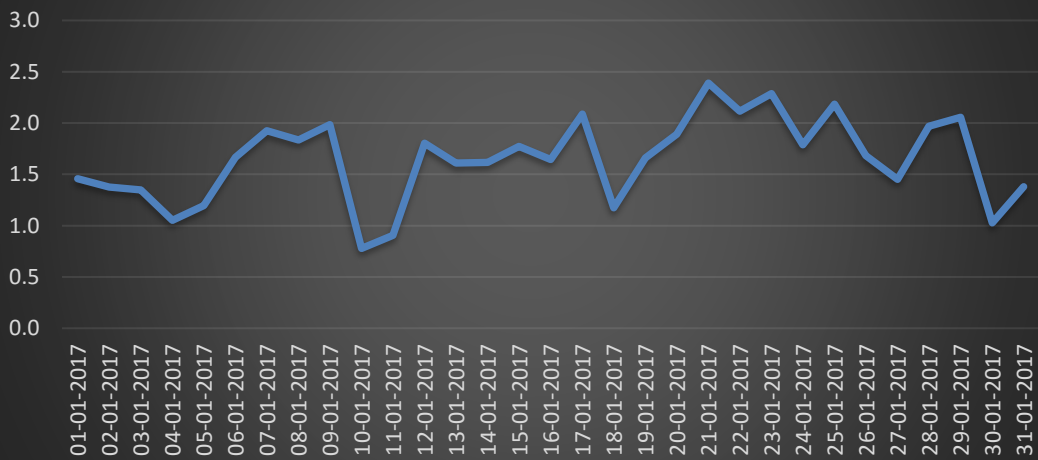
Promedio de Radiación Campbell (W/m^2)



Promedio de Velocidad del viento (m/s)



Promedio de Velocidad de Ráfagas (m/s)



Suma de Lluvia (mm)

