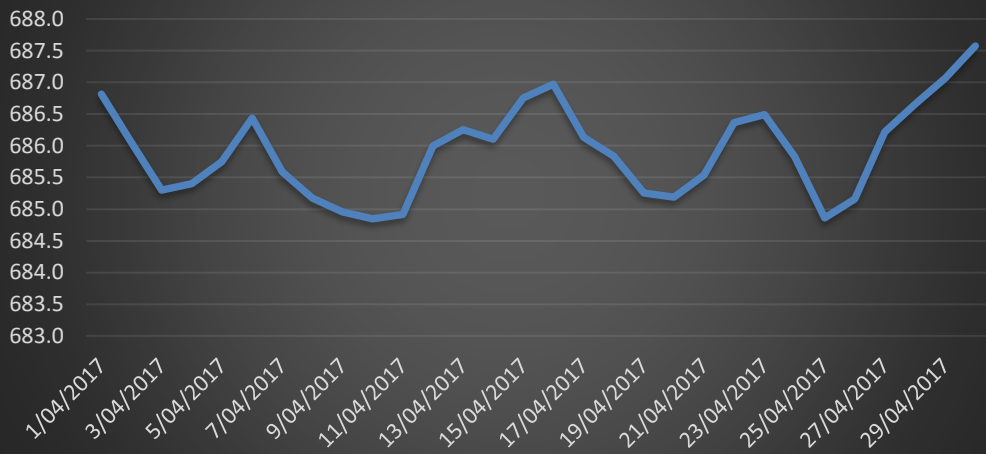


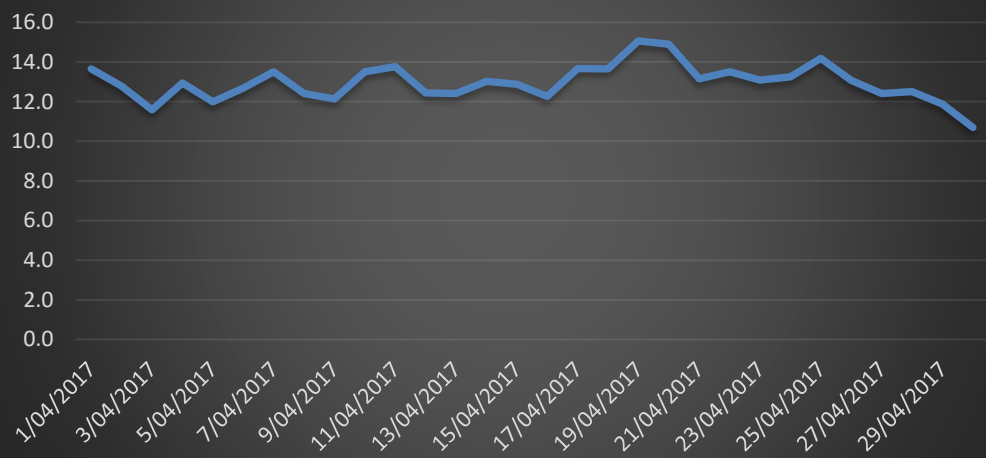
Resumen mensual de presión, temperatura, HR, viento, radiación solar, campbell y suma de lluvia - Abril 2017

Fecha	Promedio de Presión (mbar)	Promedio de Temp (°C)	Promedio de HR (%)	Promedio de Dirección del viento (°)	Promedio de Radiación Campbell (W/m²)	Promedio de Velocidad del viento (m/s)	Promedio de Velocidad de Ráfagas (m/s)	Suma de Lluvia (mm)
1/04/2017	686.8	13.6	67.5	239.6	150.7	0.4	1.5	0.0
2/04/2017	686.0	12.8	73.5	185.5	153.5	0.5	1.4	0.3
3/04/2017	685.3	11.6	77.6	206.1	117.2	0.7	1.9	4.3
4/04/2017	685.4	12.9	73.7	220.9	174.8	0.7	1.7	0.0
5/04/2017	685.8	12.0	76.0	205.2	132.2	0.7	1.7	5.6
6/04/2017	686.4	12.7	73.3	196.4	153.9	0.3	1.1	0.0
7/04/2017	685.6	13.5	71.3	193.6	143.3	0.5	1.6	0.5
8/04/2017	685.2	12.4	73.5	228.0	214.7	0.9	2.2	27.4
9/04/2017	685.0	12.1	76.6	257.7	194.0	0.7	1.9	4.3
10/04/2017	684.8	13.5	72.3	220.0	202.5	0.7	1.8	0.0
11/04/2017	684.9	13.8	69.7	224.3	152.8	0.7	1.9	0.0
12/04/2017	686.0	12.4	75.7	298.2	141.0	0.8	1.9	0.0
13/04/2017	686.3	12.4	73.4	237.2	163.0	0.4	1.3	0.8
14/04/2017	686.1	13.0	66.0	231.2	211.9	0.7	1.9	0.8
15/04/2017	686.8	12.9	63.8	191.0	202.9	0.7	1.9	0.0
16/04/2017	687.0	12.3	67.2	183.1	179.6	0.6	1.7	0.0
17/04/2017	686.1	13.7	63.1	226.2	244.2	0.8	2.2	0.0
18/04/2017	685.8	13.7	69.6	217.6	186.7	0.5	1.8	2.0
19/04/2017	685.3	15.1	61.3	241.7	228.3	0.8	2.1	0.0
20/04/2017	685.2	14.9	58.9	252.3	207.2	0.6	1.8	0.0
21/04/2017	685.5	13.2	64.7	221.8	205.0	0.5	1.5	2.0
22/04/2017	686.4	13.5	63.0	220.5	213.0	0.8	2.2	0.0
23/04/2017	686.5	13.1	70.0	263.4	157.5	0.9	2.2	2.3
24/04/2017	685.8	13.2	67.5	222.5	235.4	0.9	2.4	0.3
25/04/2017	684.9	14.2	57.5	277.1	244.9	1.0	2.4	0.0
26/04/2017	685.2	13.1	67.3	242.8	161.0	0.7	2.0	3.3
27/04/2017	686.2	12.4	73.8	255.2	189.6	0.8	2.2	0.3
28/04/2017	686.7	12.5	73.8	256.7	165.3	0.8	2.2	5.5
29/04/2017	687.1	11.9	78.0	239.6	178.9	0.4	1.7	3.0
30/04/2017	687.6	10.7	81.8	220.8	119.4	0.4	1.2	3.0
Total general	685.9	13.0	70.0	229.2	180.8	0.7	1.9	65.4
MIN	684.8	10.7	57.5	183.1	117.2	0.3	1.1	0.0
MAX	687.6	15.1	81.8	298.2	244.9	1.0	2.4	27.4

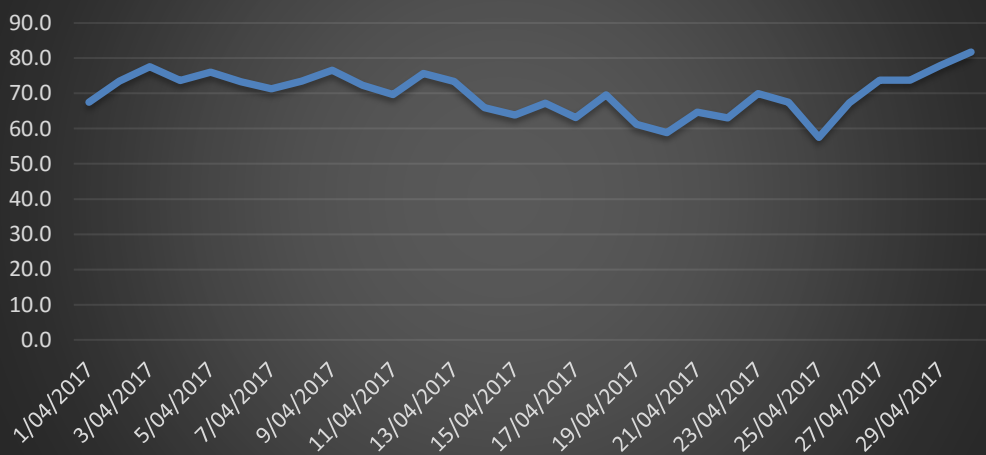
Promedio de Presión (mbar)

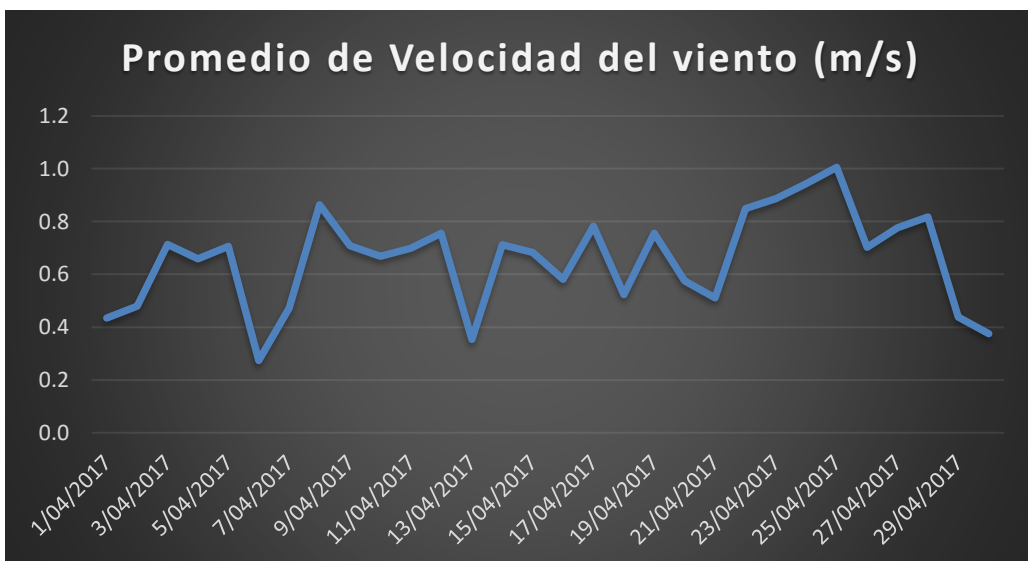
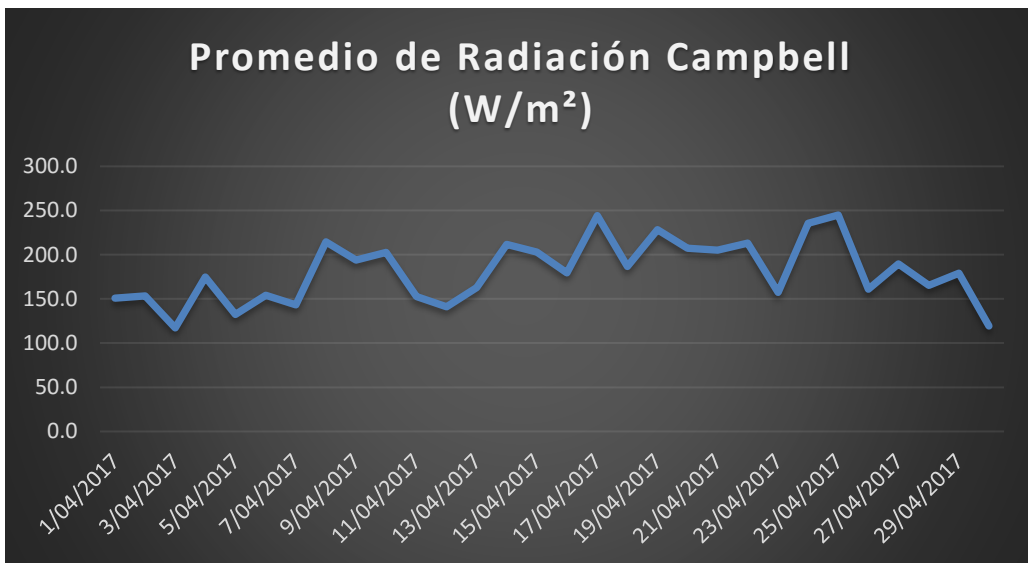
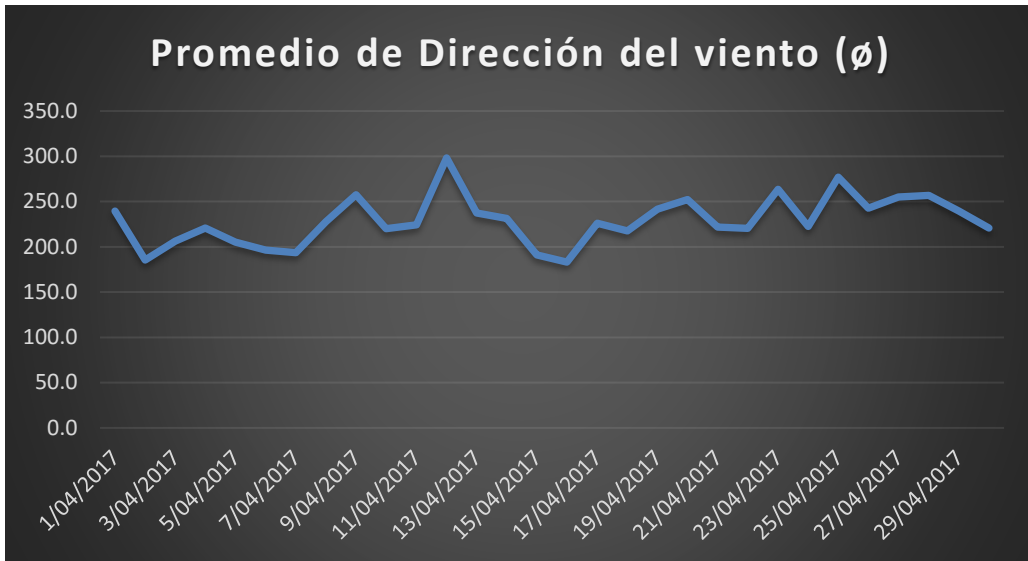


Promedio de Temp (°C)



Promedio de HR (%)





Promedio de Velocidad de Ráfagas (m/s)



Suma de Lluvia (mm)

